

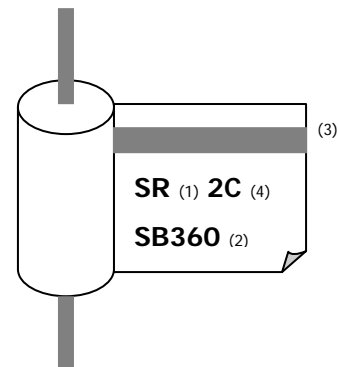


Device Marking of Power Schottky

January 2012 /Rev. 3

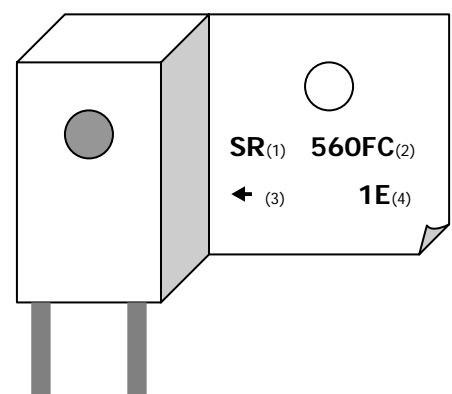
1. DO-41/ DO-15 / DO-27 (DO-201AD)

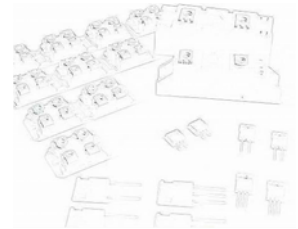
No	Item	Description
1	Brand	"SR" is the condensation of Sirectifier
2	Part Number	Show the part number of Sirectifier
3	Rectifier Direction	To show the direction of the Cathode(-)
4	Date Code	The first number show the year(2 is stand for 2012), and the second letter represent the month(C is stand for March)



2. TO-126

No	Item	Description
1	Brand	"SR" is the condensation of Sirectifier
2	Part Number	Show the condensation of part number(560FC is stand for SB560FC)
3	Rectifier Direction	To show the direction of the Cathode(-)
4	Date Code	The first number show the year, and the second letter represent the month(E is stand for May)





Device Marking of Power Schottky

3. TO-220 / TO-3P / TO-247AD

No	Item	Description
1	Brand	Sirectifier's Trading Mark
2	Part Number	Show the part number of Sirectifier
3	Rectifier Direction	To show the arrangement of the Cathode and Anode. (A is stand for Anode, and K is stand for Cathode)
4	Date Code	The first and second letters stand for the specific assembly line. The following two number represent the year and the last two ones show the order of the week in the year

