

Power Schottky Rectifier - 2Amp 60Volt

Features

- For surface mounted applications
- Low profile package
- Built-in strain relief
- Metal silicon junction, majority carrier conduction
- Low power loss, high efficiency
- High current capability, low forward voltage drop
- High temperature soldering guaranteed
- High reliability
- High surge current capability
- Epitaxial construction
- Lead free device
- Halogen-Free

Mechanical data

- Case : Molded plastic
- Epoxy : UL 94V-0 rate flame retardant
- Terminals : Solder plated, solderable per MIL-STD-750,method 2026
- Polarity : Color band denotes cathode end
- Weight : 0.002 ounce 0.064 grams

Maximum ratings and Electrical characteristics

Parameters	SSR2L6	UNIT
Maximum Recurrent Peak Reverse Voltage	60	V
Maximum RMS Voltage	42	V
Maximum DC Blocking Voltage	60	V
Maximum Average Forward Rectified Current	2	A
Peak Forward Surge Current	50	A
Maximum Instantaneous Forward Voltage at 2A	Tc = 25°C	0.60
	Tc = 125°C	0.45
Maximum Average Reverse Current at Rated DC Blocking Voltage	Tc = 25°C	0.5
	Tc = 100°C	20
Typical Junction Capacitance	150	pF
Typical Thermal Resistance R _{θJL} (Note 1)	25	°C/W
Operating and Storage Temperature Range	-50 to +125	°C

Note : 1. Mounted on P.C.B with copper pad size 8mm x 8mm

September 2015 / Rev.7.1

SSR2L6

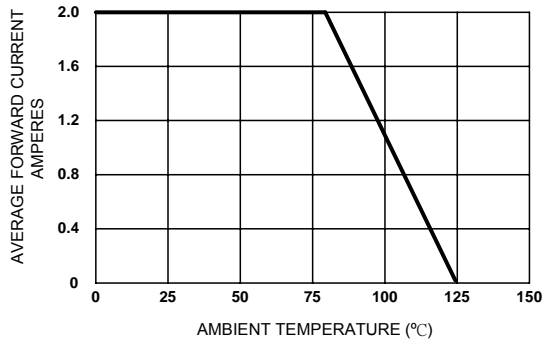


Figure 1. Forward Current Derating Curve

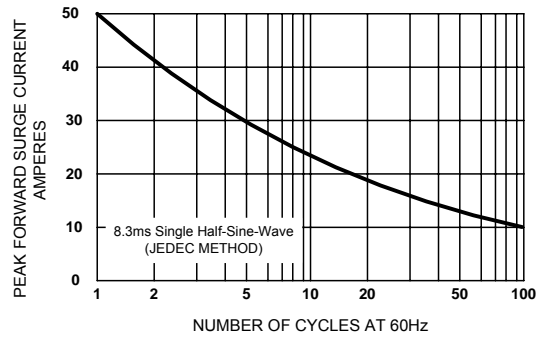


Figure 2. Maximum Non-repetitive Surge Current

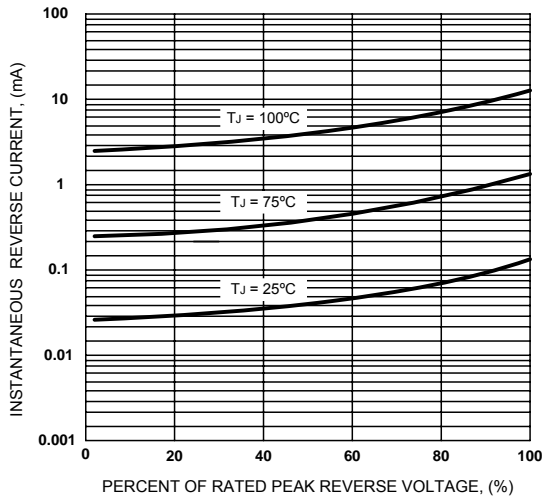


Figure 3. Typical Reverse Characteristics

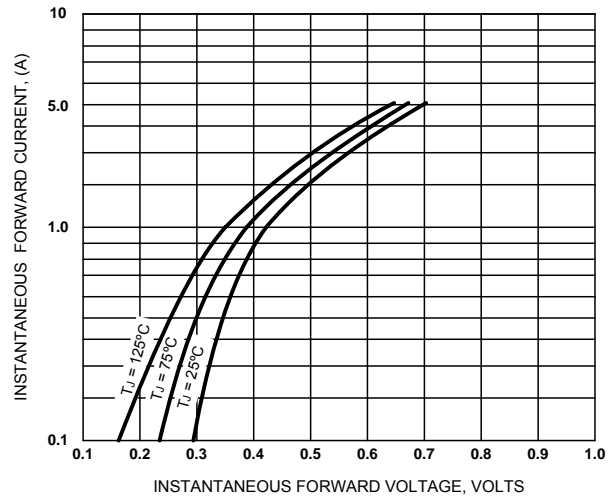


Figure 4. Typical Forward Characteristics

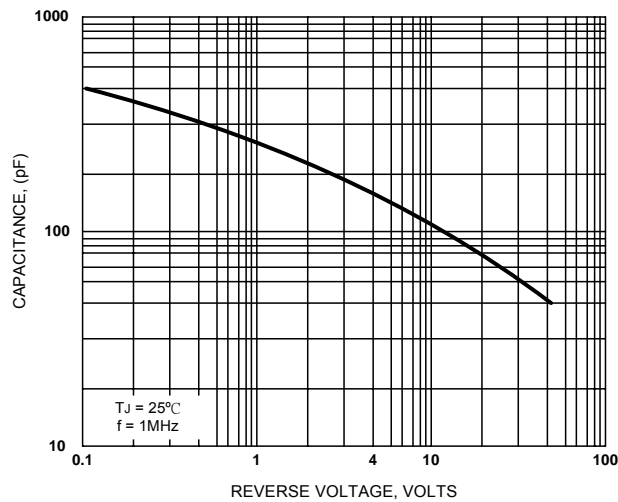


Figure 5. Typical Junction Capacitance



Sirectifier Semiconductor Inc.

U.S.A.: sqc@sirect.com

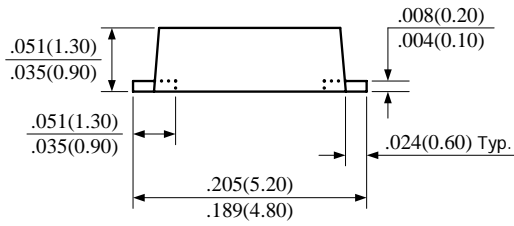
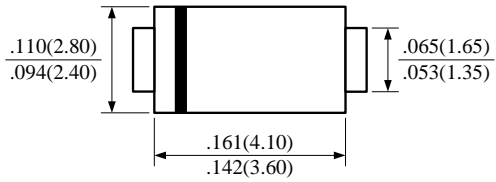
China: st@sirect.com

Taiwan: se@sirect.com

Hong Kong: hk@sirect.com

SSR2L6

SMA - FT



UNIT : inch(mm)

