

## Power Schottky Rectifier - 3Amp 40~200Volt

**Features**

- Low forward voltage drop
- High current capability
- High reliability
- High surge current capability
- Epitaxial construction

**Mechanical data**

- Case : Molded plastic
- Epoxy : UL 94V-0 rate flame retardant
- Lead : Axial leads, solderable per MIL-STD-202,method 208 guaranteed
- Polarity : Color band denotes cathode end
- Mounting position : Any
- Weight : 0.4 grams

**Maximum ratings and Electrical characteristics**

Parameters (Note 1)	SB340(E)S(H)	SB360(E)S(H)	SB3100(E)S(H)	SB3150(E)S(H)	SB3200(E)S(H)	UNIT	
Maximum Recurrent Peak Reverse Voltage	40	60	100	150	200	V	
Maximum RMS Voltage	28	42	70	105	140	V	
Maximum DC Blocking Voltage	40	60	100	150	200	V	
Maximum Average Forward Rectified Current	3					A	
Peak Forward Surge Current	80					A	
Maximum Instantaneous Forward Voltage at 3A	Tc = 25°C	0.55	0.65	0.82	0.88	0.90	V
	Tc = 125°C	0.44	0.50	0.66	0.69	0.72	
Maximum Average Reverse Current at Rated DC Blocking Voltage	Tc = 25°C	0.5		0.05		mA	
	Tc = 100°C	20		10			
Typical Junction Capacitance	150					pF	
Typical Thermal Resistance R <sub>θJA</sub> (Note 2)	30					°C/W	
Operating and Storage Temperature Range	-50 to +150		-50 to +175			°C	

Note : 1. E means Alloy, H means Halogen-Free

2. Mounted on P.C.B with copper pad size 9.5mm x 9.5mm, vertical P.C.B 9.5mm lead lengths

December 2013 / Rev.7.0

# SB340(E)S(H) ~ SB3200(E)S(H)

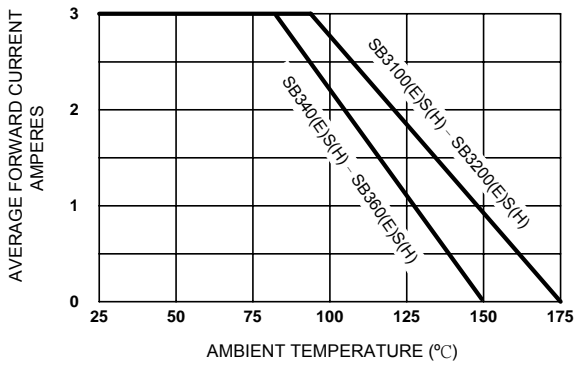


Figure 1. Forward Current Derating Curve

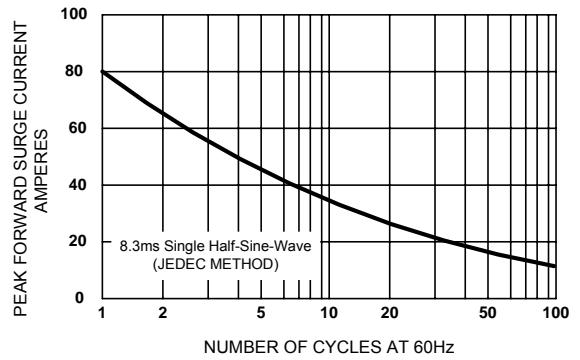


Figure 2. Maximum Non-repetitive Surge Current

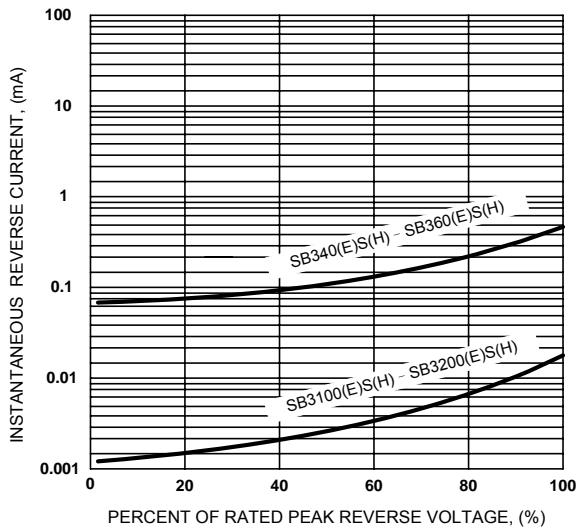


Figure 3. Typical Reverse Characteristics

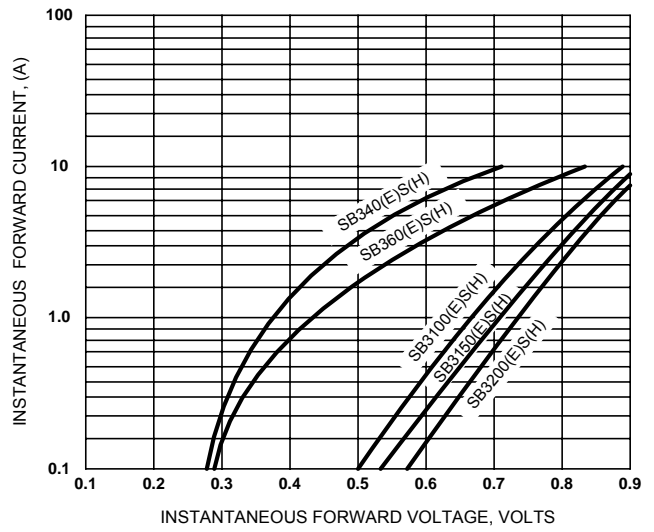


Figure 4. Typical Forward Characteristics

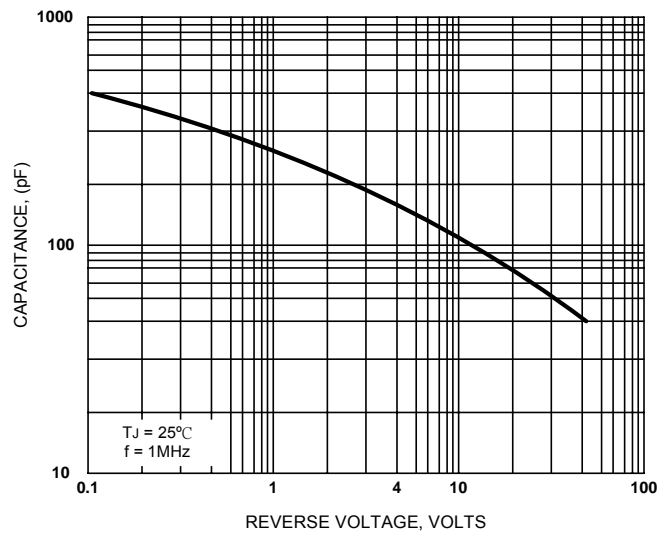


Figure 5. Typical Junction Capacitance



Sirectifier Semiconductor Inc.

U.S.A.: [sgc@sirect.com](mailto:sgc@sirect.com)

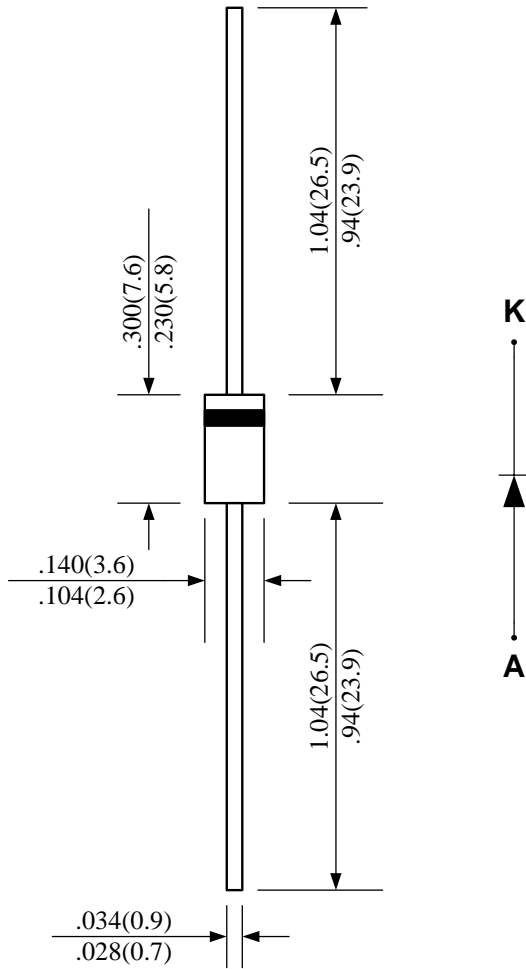
China: [st@sirect.com](mailto:st@sirect.com)

Taiwan: [se@sirect.com](mailto:se@sirect.com)

Hong Kong: [hk@sirect.com](mailto:hk@sirect.com)

SB340(E)S(H) ~ SB3200(E)S(H)

D0-15



UNIT : inch(mm)