

Trench MOS Barrier Schottky Rectifier - 10Amp 45Volt

Features

- Low forward voltage drop
- High current capability
- High reliability
- High surge current capability
- Epitaxial construction

Mechanical data

- Case : Molded plastic
- Epoxy : UL 94V-0 rate flame retardant
- Lead : Axial leads, solderable per MIL-STD-202,method 208 guaranteed
- Polarity : Color band denotes cathode end
- Mounting position : Any
- Weight : 1.2 grams

Maximum ratings and Electrical characteristics

Parameters		SB1045V(H)	UNIT
Maximum Recurrent Peak Reverse Voltage		45	V
Maximum RMS Voltage		31	V
Maximum DC Blocking Voltage		45	V
Maximum Average Forward Rectified Current		10	A
Peak Forward Surge Current		125	A
Maximum Instantaneous Forward Voltage at 10A	Tc = 25°C	0.48	V
	Tc = 125°C	0.42	
Maximum Average Reverse Current at Rated DC Blocking Voltage	Tc = 25°C	0.1	mA
	Tc = 125°C	50	
Typical Junction Capacitance		500	pF
Typical Thermal Resistance R _{θJA}		25	°C/W
Operating and Storage Temperature Range		-50 to +150	°C

Note : 1. H means Halogen-Free

2. Mounted on P.C.B with copper pad size 16mm x 16mm, vertical P.C.B 9.5mm lead lengths

December 2014 / Rev.7.0

SB1045V(H)

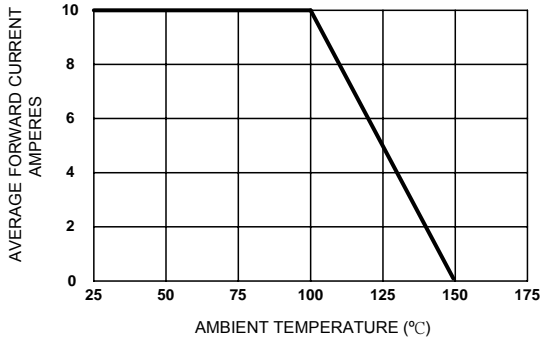


Figure 1. Forward Current Derating Curve

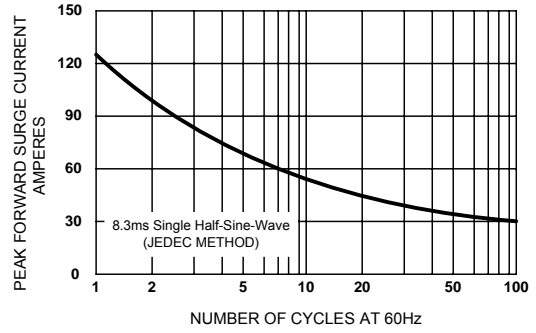


Figure 2. Maximum Non-repetitive Surge Current

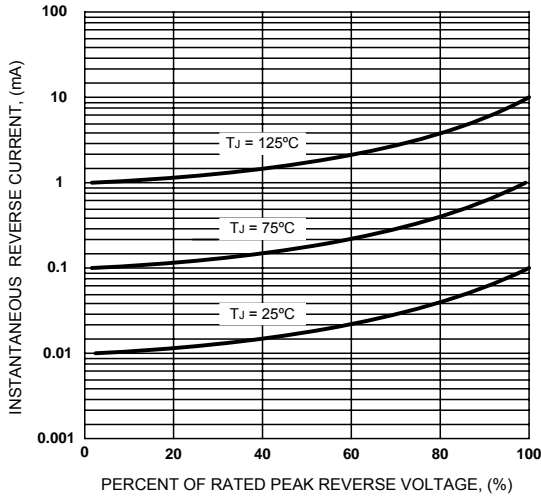


Figure 3. Typical Reverse Characteristics

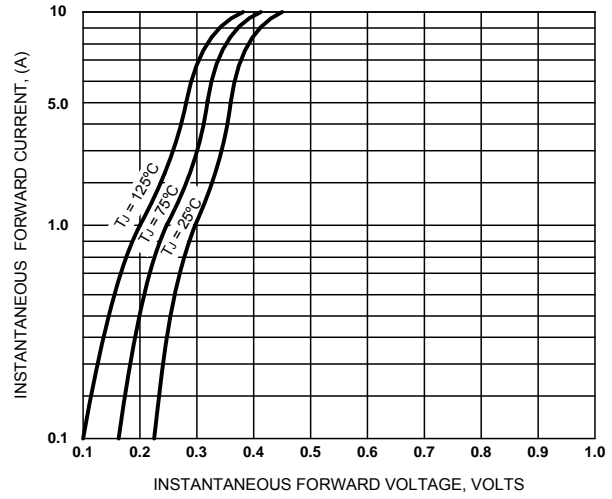


Figure 4. Typical Forward Characteristics

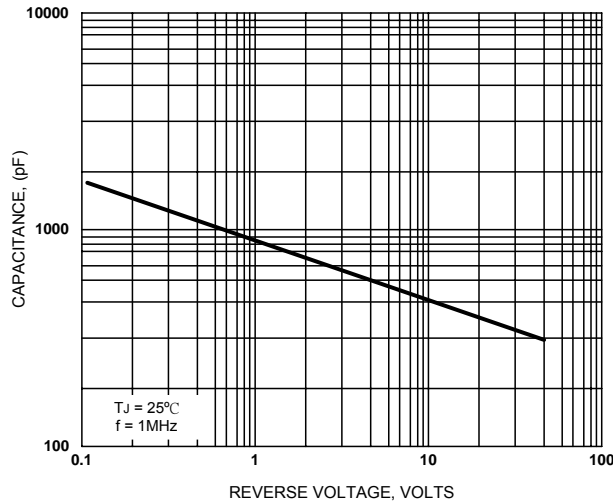


Figure 5. Typical Junction Capacitance



Sirectifier Semiconductor Inc.

U.S.A.: sgc@sirect.com

China: st@sirect.com

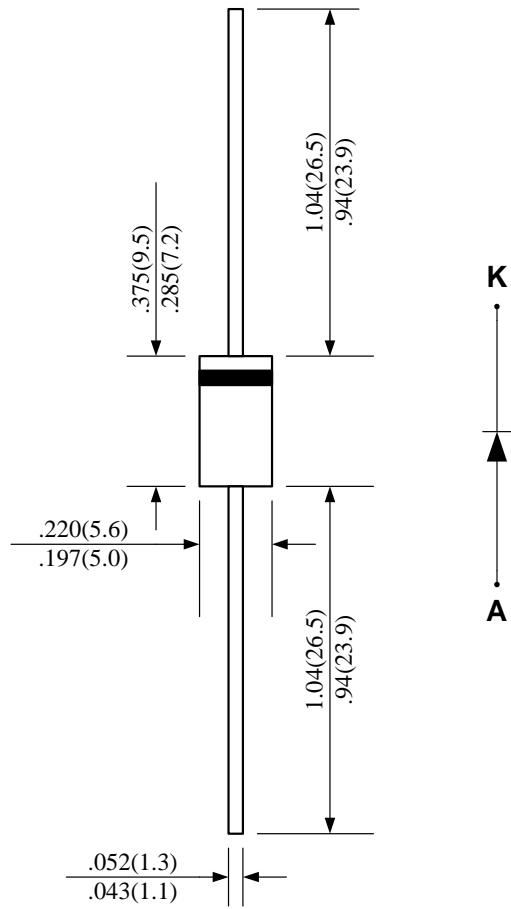
Taiwan: se@sirect.com

Hong Kong: hk@sirect.com

[http:// www.sirect.com](http://www.sirect.com)

SB1045V(H)

D0-27 / D0-201AD



UNIT : inch(mm)